



# Introducing the Program

## ① Before You Read Aloud

In advance, visit the United States Conference of Catholic Bishop's website and study the Two Feet of Love in Action program: [www.usccb.org/twofeet](http://www.usccb.org/twofeet).

When you gather the children, say: ***As Catholics, we try to live as Jesus taught us. We are his disciples. We follow his teachings. We walk in his footsteps and try to live as he did.*** Explain that walking in Jesus' footsteps has two parts. One part has to do with knowing what is right and fair and then using that knowledge to find solutions to problems on a local, national, or even global scale. The other part has to do with showing people that you care about them by offering help and aid.

Explain that disciples must take both steps to walk the path of love. Explain that the Church teaches us that to work for foundational change is social justice and to offer help to others when they are in need is doing charitable works. Both of these principles flow from our response to God's love. When we do this, we are putting the Gospel into action.

*(Continued on Page 2)*





## 2 Connect

Give examples of the two parts of Two Feet of Love in Action. To do so, you may display and explain the following chart:

Issue	Charitable Work (Short Term, Meet Immediate Need)	Social Justice (Long Term, Address Root Cause)
Hunger	Volunteer at your local soup kitchen.	Write a letter to one of your elected officials telling him or her that you care about poverty and want the U.S. government to help people in need overseas.
Disease	Help your parents pick up and deliver medicine for someone who is sick. Visit the sick person with your parents.	Donate your allowance to help Catholic Relief Services provide education and free, accessible medical care.
Water	Participate in a shore cleanup in your area.	Join a group that works to educate people about ways to care for God's creation, such as turning off the faucet while you brush your teeth and turning off the light when you leave the room.

## 3 Stories

Say: ***The stories that we will be reading are about disciples just like you.***

Explain that the characters in these stories experience or learn about an issue that needs to be addressed. They find a way to change the situation and get to work to make the change happen.

Children will understand what inspires these characters, and they will see how the characters' actions make a difference. As you read each story, ask: ***Who walks with the "charitable works" foot in the story?*** (In *Green Street Park*, Philip picks up trash and pulls weeds. In *Drop by Drop*, Mr. Mike gives Sylvie's family a water cart.) Then ask: ***Who walks with the "social justice" foot in the story?*** (In *Green Street Park*, the children write the mayor to ask for help and gather the whole neighborhood to fix the park. In *Drop by Drop*, Mr. Mike helps build a well so Sylvie and other girls can go to school. The children in the United States raise funds to build wells in Burkina Faso.)

## 4 Moving On

Once children have read the stories, work with them to complete the activities and worksheets. Help them see how they can use their own "two feet of love in action" to find big and small solutions to problems. Remind children that two feet of love in action can become the path they walk in their own lives, empowered with God's love, to make just and compassionate decisions.




Name \_\_\_\_\_

Date \_\_\_\_\_

# Disciples Help People in Need

Followers of Jesus are called disciples. Disciples work to make the world a better place. They turn the lessons they learn from Jesus' life and teachings into action. Through these actions, disciples find ways to help people in need and to end suffering all over the world.

When the children in Sister Mary Jerome's class heard Sylvie's story, they wanted to help. They made and sold pins. What are some other ways to get donations or to raise funds for school supplies, shoes, warm coats, canned goods, and other things that help people in need? In the space below, make a poster to advertise your idea.



This is the cause I would like to help: \_\_\_\_\_

I can help people in need by \_\_\_\_\_



# Disciples Help People in Need

## 1 Begin

Say: ***Jesus' followers are called disciples. As Catholics, we are disciples of Jesus. Disciples use the example set by Jesus to do good works.***

Distribute an activity sheet to each child. Have volunteers read the introduction. Talk with the children about helping people in need, either from your parish or all the way around the world.

## 2 Connect

Have volunteers retell the main events in *Drop by Drop*. Ask: ***How did the students in Sister Mary Jerome's class respond to the story about Sylvie?*** (Possible answer: They wanted to help people like Sylvie by raising money for a well.)

Then read aloud the activity directions. Have children discuss ideas as a group before they complete the activity.

## 3 Close

Invite children to share their drawings and sentences. Encourage the class to follow through with one of their ideas to put their "two feet of love into action."

Write the following prayer on the board. Pray the Sign of the Cross. Then pray aloud as the children pray with you: ***Thank you, Jesus, for inviting us to put our love into action as your disciples. Help us learn to use our gifts to help people in need.*** Close by praying the Sign of the Cross.

The  
**Two Feet of Love** *in Action*

LOYOLAPRESS.  
A JESUIT MINISTRY

Name \_\_\_\_\_

Date \_\_\_\_\_

### Disciples Help People in Need

Followers of Jesus are called disciples. Disciples work to make the world a better place. They turn the lessons they learn from Jesus' life and teachings into action. Through these actions, disciples find ways to help people in need and to end suffering all over the world.

When the children in Sister Mary Jerome's class heard Sylvie's story, they wanted to help. They made and sold pins. What are some other ways to get donations or to raise funds for school supplies, shoes, warm coats, canned goods, and other things that help people in need? In the space below, make a poster to advertise your idea.

This is the cause I would like to help: Shoe Drive

I can help people in need by inviting people to donate shoes for kids in need.



Name \_\_\_\_\_

Date \_\_\_\_\_

# Disciples Help People in Need

People who follow Jesus are called his disciples. Disciples use Jesus' teaching to help them act with love and care. Helping people in need is one of the ways that disciples make the world a better place.

When the disciples in Sister Mary Jerome's class heard Sylvie's story, they wanted to help. All people need safe water and food. They need shelter and clothing. They need doctors and teachers. But many people don't have any of these things and have no way to get them. Draw a picture of a problem that people face. How can you help?



**I heard about this.**

**Here's how I might help.**

I want to help people in need by \_\_\_\_\_

\_\_\_\_\_

\_\_\_\_\_



# Disciples Help People in Need

## 1 Begin

Say: **Jesus' followers—Catholics like you and me—are called his disciples. Disciples are guided by Jesus' teachings. Disciples offer support and compassion to people in need.**

Distribute an activity sheet to each child. Have a volunteer read aloud the introduction. Talk with the children about helping people meet their most basic needs, the needs that many of us take for granted.

## 2 Connect

Have volunteers retell the main events in *Drop by Drop*. Ask: **What did Sylvie need?** (Possible answers: Sylvie needed an education so that she could help people, but she also needed to help her family get water.)

Explain that it is good to try to find solutions that make a difference not just for now, but for the future as well. For example, explain that in the story, the water cart made Sylvie's job easier, but the well was a better long-term solution. Discuss how the well answered Sylvie's prayer to be able to go to school. Now that Sylvie goes to school, she can learn to read and do math. When she is older, she will be able to have a job that can help her family and others.

Read aloud the activity directions. Have children complete the two-column chart and sentence.

## 3 Close

Invite children to share their drawings and sentences. Encourage children to discuss how they can follow through with their ideas to put their "two feet of love into action."

Write the following prayer on the board. Pray the Sign of the Cross. Then pray aloud as the children pray with you: **Thank you, Jesus, for inviting us to put our love into action as your disciples. Help us learn to use our gifts to help people who are in need.** Close by praying the Sign of the Cross.

The  
**Two Feet of Love** *in Action*

LOYOLAPRESS.  
A JESUIT MINISTRY

Name \_\_\_\_\_

Date \_\_\_\_\_

### Disciples Help People in Need

People who follow Jesus are called his disciples. Disciples use Jesus' teaching to help them act with love and care. Helping people in need is one of the ways that disciples make the world a better place.

When the disciples in Sister Mary Jerome's class heard Sylvie's story, they wanted to help. All people need safe water and food. They need shelter and clothing. They need doctors and teachers. But many people don't have any of these things and have no way to get them. Draw a picture of a problem that people face. How can you help?

I heard about this.

Here's how I might help.

I want to help people in need by helping a classmate study for the math test.

2015 © The United States Conference of Catholic Bishops in partnership with LOYOLAPRESS.

Grade 3 • Drop by Drop • Children's Page



Name \_\_\_\_\_

Date \_\_\_\_\_

# Disciples Help People in Need Around the World

Jesus' followers are called disciples. Disciples use Jesus' life and teachings to guide them. They find ways to help people in need. Disciples work to make the world a better place, just as Jesus did.

The children in Sister Mary Jerome's class heard about how Mike helped bring water to Sylvie's village in Burkina Faso. They wanted to help too. Finding out about people in need makes disciples like you want to take action. Research the work of Catholic Relief Services in a country or region other than the United States. Design a poster in the space below to help spread the word.

I learned about the work of Catholic Relief Services in the country of \_\_\_\_\_.



Here is a fact I learned about people in need.



# Disciples Help People in Need Around the World

## 1 Begin

Say: ***Jesus' followers are called disciples. As Catholics, we are disciples of Jesus Christ too. We use our gifts to help people in need all over the world.***

Distribute an activity sheet to each child. Have volunteers read the introduction. Talk with the children about helping people in different parts of the world whose basic needs are not being met.

## 2 Connect


Have volunteers retell the main events in *Drop by Drop*. Ask: ***How did Sylvie's story inspire the students in Sister Mary Jerome's class to take action?*** (Possible answer: When they heard Sylvie's story, they wanted to help too.)

Read aloud the activity directions. Discuss various Catholic Relief Service projects in different parts of the world. Point out that raising awareness is an important part of getting people inspired to help. Have children complete the activity.

## 3 Close

Invite children to share their drawings and sentences. Encourage children to follow through with their ideas to put their "two feet of love into action." Suggest that children hold an Awareness Fair for families in the school to share what they've learned.

Write the following prayer on the board. Pray the Sign of the Cross. Then pray aloud as the children pray with you: ***Thank you, Jesus, for inviting us to put our love into action as your disciples. Help us learn to use our gifts to help people in need.*** Close by praying the Sign of the Cross.



The  
**Two Feet of Love** *in Action*


LOYOLAPRESS.  
A JESUIT MINISTRY

Name \_\_\_\_\_

Date \_\_\_\_\_


### Disciples Help People in Need Around the World

Jesus' followers are called disciples. Disciples use Jesus' life and teachings to guide them. They find ways to help people in need. Disciples work to make the world a better place, just as Jesus did.



The children in Sister Mary Jerome's class heard about how Mike helped bring water to Sylvie's village in Burkina Faso. They wanted to help too. Finding out about people in need makes disciples like you want to take action. Research the work of Catholic Relief Services in a country or region other than the United States. Design a poster in the space below to help spread the word.

I learned about the work of Catholic Relief Services in the country of Lesotho.



Special gardens help people grow more vegetables.

Here is a fact I learned about people in need.

Around the world, one person in eight is hungry.

2015 © The United States Conference of Catholic Bishops in partnership with LOYOLAPRESS.

Grade 4 • Drop by Drop • Children's Page



Name \_\_\_\_\_

Date \_\_\_\_\_



Date \_\_\_\_\_

Dear \_\_\_\_\_,

---

---

---

---

---

---

---

---

---

---

---

---

Sincerely,



Together We Can Care for the World





# Love Your Brothers and Sisters around the World

*With Catholics Confront Global Poverty*

## MATERIALS:

- › one or more 2.5-gallon jugs of water
- › address of a congressional representative or senator for your state
- › envelopes
- › stamps

## 1 Begin

Say: ***Who is part of your family? You might think of your mom, dad, brother, or sister. But Jesus teaches us that every person in the United States and in every country of the world is part of our family! We are all one human family.***

## 2 Connect

Have volunteers retell the main events of *Drop by Drop*. Ask: ***What would your life be like if you lived in a village like Sylvie's?*** Say: ***If you lived where Sylvie does, part of your day might include walking to the river to get water to use for drinking, cooking, and bathing.***

Invite the children to take turns lifting and carrying the jugs of water a certain distance, such as from one end of the classroom to the other. After everyone has had a turn, ask these questions:

- ***What was it like to carry the water? Do you think you could carry it for several miles? How long do you think it would take you?***
- ***How will having a well in the village help?*** (Possible answer: Children will be able to go to school instead of carrying water.)

Say: ***If we love the members of our human family as Jesus calls us to do, we will work to help more people have access to wells and other tools to make their lives better.***

***Disciples of Jesus can join an effort called Catholics Confront Global Poverty to help fight poverty.***

***One action you can take is to write a letter to your representative in Congress to tell him or her that you think the United States should take care of the members of our human family who need help. The money that the U.S. government gives to other countries can help villages like Sylvie's.***

Write the name of a congressional representative or senator on the board and ask the children to write a letter to him or her using a photocopy of the included letterhead. Afterward, help the children address envelopes. Collect the letters and send them.

As an extension, invite older children to participate in a current action alert from the U.S. bishops and Catholic Relief Services at the **Catholics Confront Global Poverty** website: [www.confrontglobalpoverty.org/](http://www.confrontglobalpoverty.org/).

Invite younger children to draw a picture that shows a group working to address global poverty. Children can write a simple sentence on their picture.

## 3 Close

Write the following prayer on the board. Pray the Sign of the Cross. Pray aloud as the children pray with you: ***Thank you, Jesus, for inviting us to love our human family. Help us learn to work together to make a difference. Amen.*** Pray the Sign of the Cross.