



Introducing the Program

① Before You Read Aloud

In advance, visit the United States Conference of Catholic Bishop's website and study the Two Feet of Love in Action program: www.usccb.org/twofeet.

When you gather the children, say: ***As Catholics, we try to live as Jesus taught us. We are his disciples. We follow his teachings. We walk in his footsteps and try to live as he did.*** Explain that walking in Jesus' footsteps has two parts. One part has to do with knowing what is right and fair and then using that knowledge to find solutions to problems on a local, national, or even global scale. The other part has to do with showing people that you care about them by offering help and aid.

Explain that disciples must take both steps to walk the path of love. Explain that the Church teaches us that to work for foundational change is social justice and to offer help to others when they are in need is doing charitable works. Both of these principles flow from our response to God's love. When we do this, we are putting the Gospel into action.

(Continued on Page 2)





2 Connect

Give examples of the two parts of Two Feet of Love in Action. To do so, you may display and explain the following chart:

Issue	Charitable Work (Short Term, Meet Immediate Need)	Social Justice (Long Term, Address Root Cause)
Hunger	Volunteer at your local soup kitchen.	Write a letter to one of your elected officials telling him or her that you care about poverty and want the U.S. government to help people in need overseas.
Disease	Help your parents pick up and deliver medicine for someone who is sick. Visit the sick person with your parents.	Donate your allowance to help Catholic Relief Services provide education and free, accessible medical care.
Water	Participate in a shore cleanup in your area.	Join a group that works to educate people about ways to care for God's creation, such as turning off the faucet while you brush your teeth and turning off the light when you leave the room.

3 Stories

Say: ***The stories that we will be reading are about disciples just like you.***

Explain that the characters in these stories experience or learn about an issue that needs to be addressed. They find a way to change the situation and get to work to make the change happen.

Children will understand what inspires these characters, and they will see how the characters' actions make a difference. As you read each story, ask: ***Who walks with the "charitable works" foot in the story?*** (In *Green Street Park*, Philip picks up trash and pulls weeds. In *Drop by Drop*, Mr. Mike gives Sylvie's family a water cart.) Then ask: ***Who walks with the "social justice" foot in the story?*** (In *Green Street Park*, the children write the mayor to ask for help and gather the whole neighborhood to fix the park. In *Drop by Drop*, Mr. Mike helps build a well so Sylvie and other girls can go to school. The children in the United States raise funds to build wells in Burkina Faso.)

4 Moving On

Once children have read the stories, work with them to complete the activities and worksheets. Help them see how they can use their own "two feet of love in action" to find big and small solutions to problems. Remind children that two feet of love in action can become the path they walk in their own lives, empowered with God's love, to make just and compassionate decisions.



Name _____

Date _____

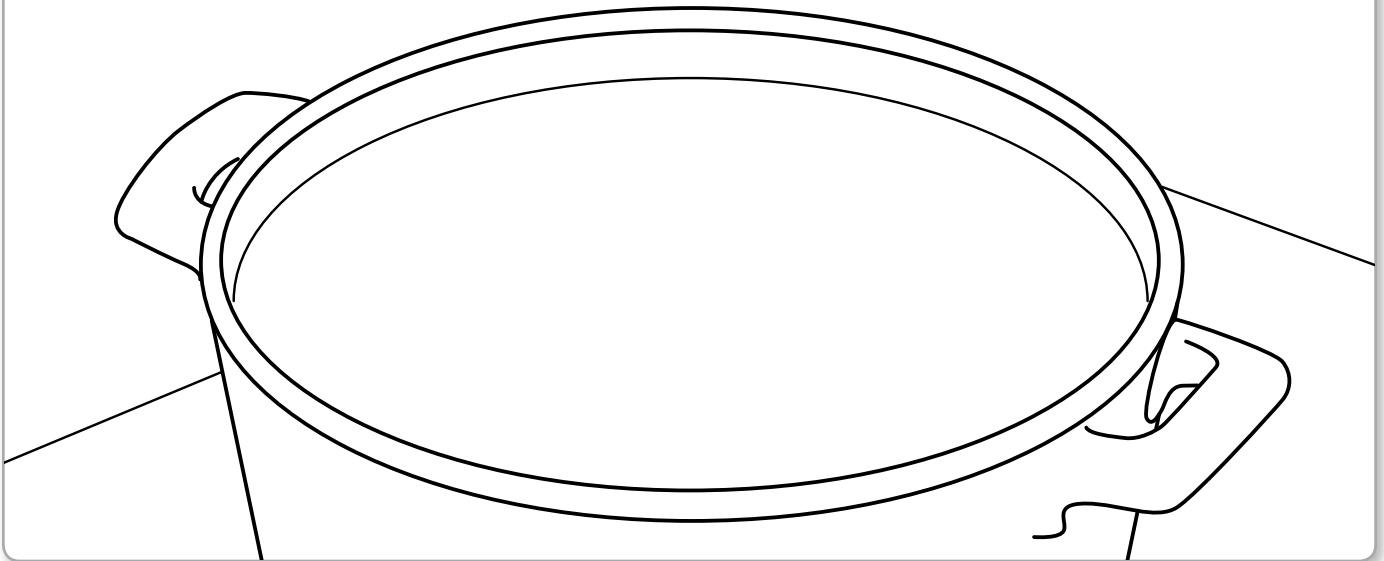
Disciples Take Care of People in Need

We are followers of Jesus. We are called his disciples. We listen to his teachings. We learn from the example he set. We care for people in need. We carry on his work by helping make our community a better place.

Philip and his friends are Jesus' disciples too. They care for the earth by cleaning up the park. They share the vegetables they grow with people in need. Think about what you could grow in a garden. What vegetables would you use to make a big pot of healthy soup for people who are hungry? Draw them in the pot below.



Fill the pot!



How can making soup help people in need?



Disciples Take Care of People in Need

1 Begin

Say: ***As Catholics we are disciples of Jesus. This means that we are his followers. We try to live the way he taught us.***

Distribute the activity sheet to each child. Read the introduction to the children. Talk about what it means to be part of a community and how important it is to help people in need.

2 Connect

Have volunteers retell the main events in *Green Street Park*. Ask: ***How did Philip and his friends put love for people in need into action?*** (Possible answers: Philip and his friends cleaned up the park to make it safe. They put in a garden to grow vegetables for their families and for the soup kitchen at the church.) Explain that disciples of Jesus can work as individuals (by themselves) to help others, but we should all work together as well. Ask: ***Whom did Philip ask to help him?*** (Possible answers: his friends, their parents, the mayor)


Then read aloud the activity directions. Have children complete the activity.

3 Close

Invite children to share their drawings and sentences. Encourage children to follow through with their ideas to put their “two feet of love into action.”

Write the following prayer on the board. Pray the Sign of the Cross. Then pray aloud as the children pray with you: ***Thank you, Jesus, for inviting us to put our love into action as your disciples. Help us learn to use our gifts to help people who are in need.***

Close by praying the Sign of the Cross.



The
Two Feet of Love *in Action*

LOYOLAPRESS.
A JESUIT MINISTRY


Name _____

Date _____


Disciples Take Care of People in Need

We are followers of Jesus. We are called his disciples. We listen to his teachings. We learn from the example he set. We care for people in need. We carry on his work by helping make our community a better place.

Philip and his friends are Jesus' disciples too. They care for the earth by cleaning up the park. They share the vegetables they grow with people in need. Think about what you could grow in a garden. What vegetables would you use to make a big pot of healthy soup for people who are hungry? Draw them in the pot below.



Fill the pot!



How can making soup help people in need?

It can help feed people who are hungry.

2015 © The United States Conference of Catholic Bishops in partnership with LOYOLAPRESS.

Grade K • Green Street Park • Children's Page



Name _____

Date _____

Disciples Love and Care for the Earth

We are Jesus' disciples. We learn from his lessons. We live by his example. As Jesus' disciples, we love and care for everything that God has created. We treat the earth and its creatures with respect and care. We try to make the world a better place.

Philip and his friends are Jesus' disciples. They worked together with their families and the community. They made the park in their neighborhood clean, safe, and beautiful. Think about your neighborhood. How can you work to make it cleaner and safer? How can you work to make it more beautiful? How can you show your love for God's creation? Draw a picture of yourself taking care of God's creation.



I can make my world a better place.

List three things you can do to take care of God's creation.

1. _____
2. _____
3. _____



Disciples Love and Care for the Earth

1 Begin

Say: ***Jesus' followers have a special name. They are called disciples. As Catholics we are disciples of Jesus.***

Distribute the activity sheet to each child. Have a volunteer read aloud the first three sentences on the page. Then read the rest of the introduction. Talk with the children about respecting all that God has created by taking care of the earth.

2 Connect

Have volunteers retell the main events in *Green Street Park*. Ask: ***How did Philip and his friends put love for God's creation into action?*** (Possible answers: Philip wanted to make the park clean and safe. Philip followed the example set by St. Francis of Assisi. Philip asked his family and friends to help. Philip and his friends wrote a letter to the mayor. Philip and his friends take care of the garden in the park.)

Then read aloud the activity directions and have children complete the activity.

3 Close

Invite children to share their drawings and lists. Encourage children to follow through with their ideas to put their "two feet of love into action."

Write the following prayer on the board. Pray the Sign of the Cross. Then pray aloud as the children pray with you: ***Thank you, Jesus, for inviting us to put our love into action as your disciples. Help us learn to use our gifts to take care of God's creation.*** Close by praying the Sign of the Cross.

The
Two Feet of Love *in Action*

LOYOLAPRESS.
A JESUIT MINISTRY

Name _____

Date _____

Disciples Love and Care for the Earth

We are Jesus' disciples. We learn from his lessons. We live by his example. As Jesus' disciples, we love and care for everything that God has created. We treat the earth and its creatures with respect and care. We try to make the world a better place.

Philip and his friends are Jesus' disciples. They worked together with their families and the community. They made the park in their neighborhood clean, safe, and beautiful. Think about your neighborhood. How can you work to make it cleaner and safer? How can you work to make it more beautiful? How can you show your love for God's creation? Draw a picture of yourself taking care of God's creation.

I can make my world a better place.

List three things you can do to take care of God's creation.

1. Throw away trash.
2. Rake leaves.
3. Pull weeds.

2015 © The United States Conference of Catholic Bishops in partnership with LOYOLAPRESS.

Grade 1 • Green Street Park • Children's Page



Name _____

Date _____


Disciples Work Together

Jesus' first disciples were his followers and his friends. He asked them to help in his work and his teachings. They helped Jesus bring the word of God to the people.

One of the Twelve Apostles was named Philip. He saw the miracle of the loaves and fishes. Jesus took five loaves and two fishes that a little boy shared and used them to feed a hungry crowd (John 6:1-15). Philip helped Jesus give food to everyone.

Philip cannot clean up the park alone. He asks his friends, their parents, Sister Mary Clare, and Mayor Lee to lend a hand. Together, they turn the weedy park into a garden.

Think about something you would like to do to help care for the earth. Whom would you ask for help? Draw the group putting their "two feet of love in action" to take care of the earth.



These are my helpers and me. Together we can _____

_____.

Working together makes a big job easier because _____



Disciples Work Together

1 Begin

Say: ***Jesus had followers and friends who were his first disciples. They helped him bring the Word of God to the people. As Catholics we are disciples of Jesus too. We help pass on his teachings by living as he taught us.***

Distribute the activity sheet to each child. Have a volunteer read aloud the first paragraph. Then read the second paragraph. Talk with the children about why it is important for people to work together. Point out that the character in the story is named after Philip, one of Jesus' followers.

2 Connect


Have volunteers retell the main events in *Green Street Park*. Ask: ***Who helps Philip clean up the park?*** (Possible answers: Philip is inspired by the life of St. Francis. Philip asks his mother for help. Philip, his friends, and their parents ask the mayor for help. Together, Philip, his friends, and their families work to clean up the park with Sister Mary Clare and Mayor Lee.)

Then read aloud the activity directions and have children complete the activity.

3 Close

Invite children to share their drawings and sentences. Encourage children to follow through with their ideas to put their "two feet of love into action."

Write the following prayer on the board. Pray the Sign of the Cross. Then pray aloud as the children pray with you: ***Thank you, Jesus, for inviting us to put our love into action as your disciples. Help us work together to make your world a better place.*** Close by praying the Sign of the Cross.



The
Two Feet of Love *in Action*

LOYOLAPRESS.
A JESUIT MINISTRY

Name _____

Date _____

Disciples Work Together


Jesus' first disciples were his followers and his friends. He asked them to help in his work and his teachings. They helped Jesus bring the word of God to the people.

One of the Twelve Apostles was named Philip. He saw the miracle of the loaves and fishes. Jesus took five loaves and two fishes that a little boy shared and used them to feed a hungry crowd (John 6:1-15). Philip helped Jesus give food to everyone.

Philip cannot clean up the park alone. He asks his friends, their parents, Sister Mary Clare, and Mayor Lee to lend a hand. Together, they turn the weedy park into a garden.

Think about something you would like to do to help care for the earth. Whom would you ask for help? Draw the group putting their "two feet of love in action" to take care of the earth.

These are my helpers and me. Together we can plant trees



Working together makes a big job easier because trees are heavy, and I can't do the job alone.

2015 © The United States Conference of Catholic Bishops in partnership with LOYOLAPRESS.

Grade 2 • Green Street Park • Children's Page



Name _____

Date _____

A Better Place

Followers of Jesus are called disciples. Disciples work to make our community a better place.

Think about *Green Street Park*. Draw a picture of how the people worked to make a difference.



Large empty rectangular box for drawing.



Act in Your Own Neighborhood

With the Catholic Campaign for Human Development

MATERIALS

- › computer
- › projection device
- › Internet access

1 Begin

Say: ***Followers of Jesus are called disciples. Disciples work to make our community a better place. All across the United States, people are being disciples by working together to make a difference.***

2 Connect

Say: ***The Catholic bishops in the United States have a program called the Catholic Campaign for Human Development, or CCHD, which helps people make a difference in their neighborhoods. CCHD helps groups of people organize projects for communities. Let's see how CCHD helps people.***


Open a web browser on the computer and go to www.PovertyUSA.org. Click on *Poverty Map* in the middle of the page and then choose *County Level View*. In the box titled *Places of Hope*, choose *All Markers*. Zoom into the map to find your state or county. If there is a local CCHD group, tell the children about it. If there is no local CCHD group in your community, zoom out until you find a nearby group to share with the children.

If time allows, go to www.usccb.org/about/catholic-campaign-for-human-development/videos.cfm and scroll down to find the "Meet Mary" video. Watch the short video and discuss it.

Read aloud *Green Street Park* and discuss the story. Then distribute the activity sheet. Have children complete the activity.

3 Close

Invite children to share their drawings. Write the following prayer on the board. Pray the Sign of the Cross. Pray aloud as the children pray with you: ***Thank you, Jesus, for inviting us to put our love in action. Help us work together to make a difference. Amen.*** Close by praying the Sign of the Cross.



The
Two Feet of Love *in Action*

LOYOLAPRESS.
A JESUIT MINISTRY


Name _____

Date _____

A Better Place

Followers of Jesus are called disciples. Disciples work to make our community a better place.

Think about *Green Street Park*. Draw a picture of how the people worked to make a difference.



2015 © The United States Conference of Catholic Bishops in partnership with LOYOLAPRESS.

W1389

Catholic Campaign for Human Development • *Green Street Park* • Children's Page